

Installation of Junior Combi Pin


For use with Drovers NLIS and visual tags



FREE Pins are supplied with every Drovers NLIS tag order.



Multi Pins replace pins in both Drovers and Allflex applicators.



Use an 8mm socket or a flat head screw driver to unscrew existing pin




Remove Pin Nut and existing pin from applicator.




Applicator is ready to insert new Pin.



Insert new Junior Combi Pin and attach locking nut.



Tighten the nut securely with 8mm socket or screw driver.



Don't forget to remove or swap the spare pin in handle too.

It is essential to use the correct pin and applicator when applying tags. Any questions or to re-order please contact us:

4Tags.com.au
Ph: 1300 813 500
Email: sales@4tags.com.au

